








Figur 64: Kort om floden til "Honningkagemanden"



<p>AKTIVITET: Honningkagemanden 3-1</p> <h2>Bred flod</h2>  <p>©2017 www.challenginglearning.com</p>	<p>AKTIVITET: Honningkagemanden 3-2</p> <h2>Smal flod</h2>  <p>©2017 www.challenginglearning.com</p>	<p>AKTIVITET: Honningkagemanden 3-3</p> <h2>Dyb flod</h2>  <p>©2017 www.challenginglearning.com</p>
<p>AKTIVITET: Honningkagemanden 3-4</p> <h2>Lavvandet fold</h2>  <p>©2017 www.challenginglearning.com</p>	<p>AKTIVITET: Honningkagemanden 3-5</p> <h2>Stenet flod</h2>  <p>©2017 www.challenginglearning.com</p>	<p>AKTIVITET: Honningkagemanden 3-6</p> <h2>Rolig flod</h2>  <p>©2017 www.challenginglearning.com</p>
<p>AKTIVITET: Honningkagemanden 3-7</p> <h2>Hurtig flod</h2>  <p>©2017 www.challenginglearning.com</p>		